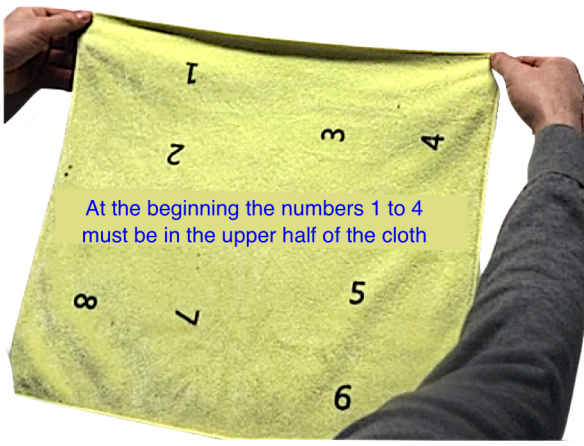
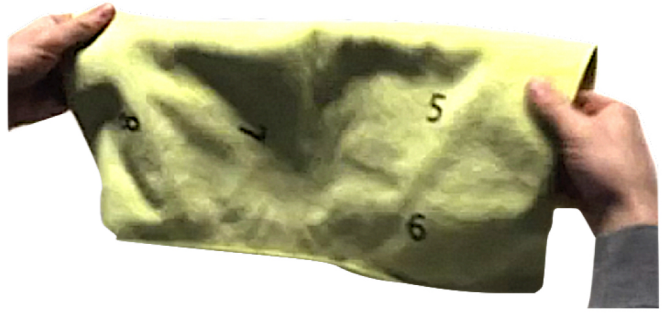


1.



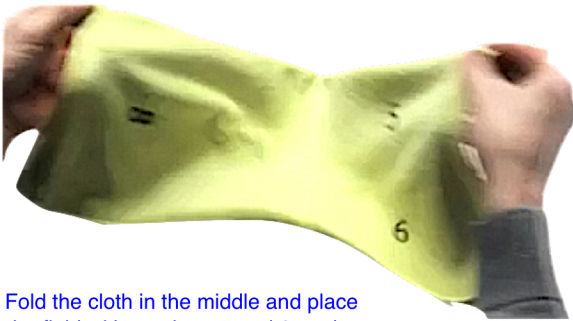
At the beginning the numbers 1 to 4 must be in the upper half of the cloth

2.



Fold the cloth in the middle and you see the numbers 5 to 8 in front of you

3.



Fold the cloth in the middle and place the field with numbers 5 and 6 on the fields with number 7 and 8


4.

Make sure that the corners and edges are exactly on top of each other when folding



5.

Always fold the towels in half



6.

Fold the cloth in half again



7.

You now have the first field available



Further information on www.falte-reinigungstuch.de

falte Cleaning cloth

Quick start Guide
to fold the